




# The Chelsea Home Plan

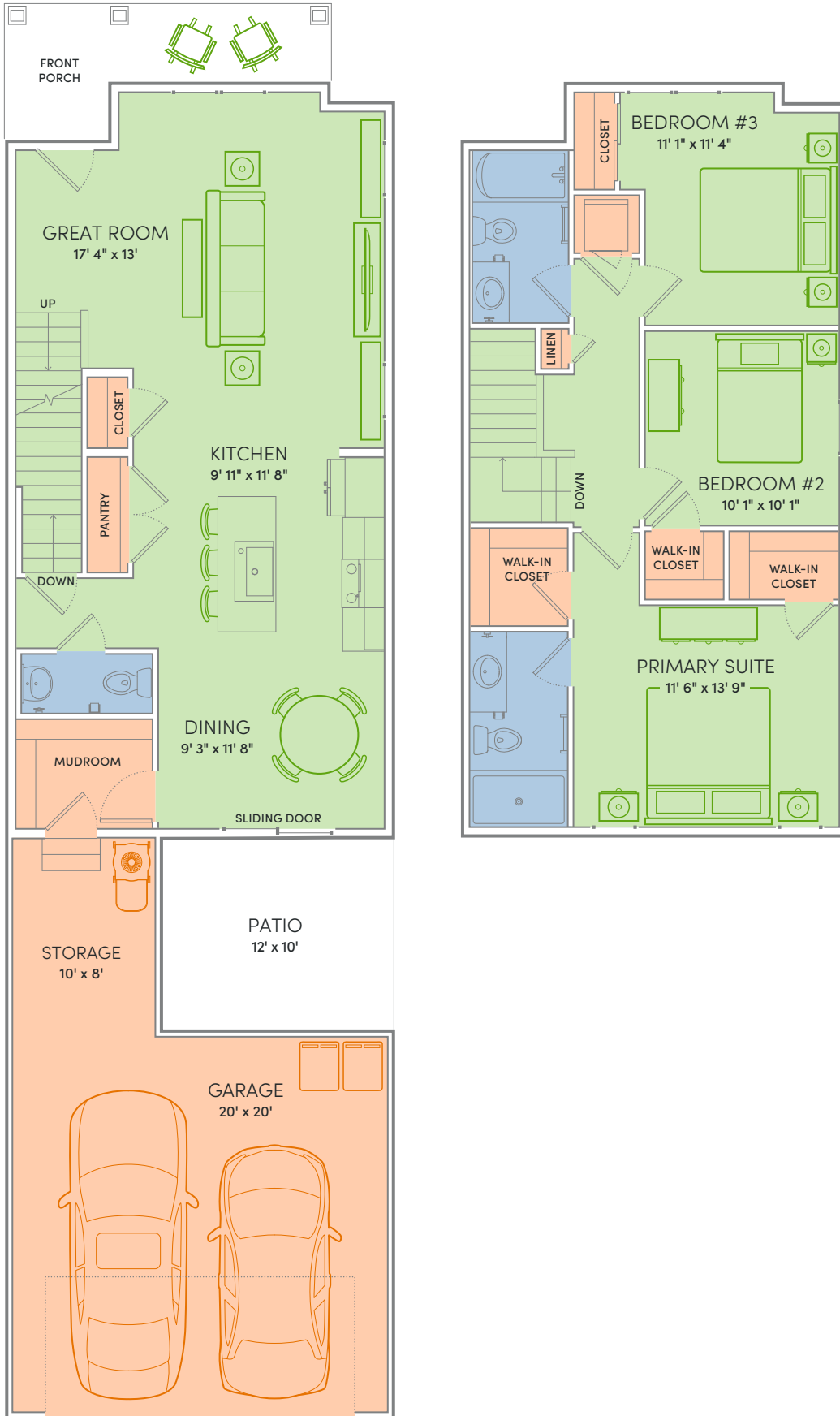
3 Bedrooms | 2½ Bathrooms | 1,522 Sq Ft | #29 CET








## Exterior Selections:

- ① Main Siding: Natural Clay
- ③ Shingle Color: Driftwood
- ⑤ Exterior Lighting: 49925BKT Black
- ② Secondary Siding: Pacific Blue
- ④ Front Door Color: Urbane Bronze
- ⑥ Thumbblatch: Avalon Black

*All homes feature White Windows, Black Deck Rails and Herringbone Trim. Garage Doors match main siding color.*





### Interior Selections:

- ① Carpet: Mountain Jubilee - Dockside
- ② Door Style: 3 Panel Modern - Cloud
- ③ Wall Color: Hallman Lindsay - Hidden Cove
- ④ Flooring: LVP Shaw Optimum - Marina

### Kitchen Selections:

- ⑤ Countertops: Daltile - Carrara Roma
- ⑥ Cabinets: Auburn Ridge Shaker - Elm Gray

### HARDWARE



### Main/Primary Bath Selections:

- ⑦ Cabinets: Auburn Ridge Shaker - Elm Gray
- ⑧ Laminate Countertops: Wilsonart - Grey Mesh
- ⑨ Flooring: Mannington - Hive Pollen



- ① FRSS2623AS: Frigidaire® 36" Side-by-Side Refrigerator
- ② FMOS1746BS: Frigidaire Over-The-Range Microwave
- ③ FCRE3062AS: Frigidaire 30" Electric Range with Steam Clean
- ④ FDPH4316AS: Frigidaire 24" Dishwasher
- ⑤ ELFW7337AW: Electrolux® 300 Series Front Load Washer
- ⑥ ELFE7337AW: Electrolux 300 Series Electric Dryer



- ① 42121NI: Stairwell Up Pendant
- ② 43675NI: Foyer Semi-Flush Drum
- ③ GLP1001MBS: Kitchen Island Pendant
- ④ 43692NI: Primary Bedroom Semi-Flush
- ⑤ 49925BKT: Garage Wall Lantern
- ⑥ 8112BK: Stairwell Down Flush Mount
- ⑦ 8116BK: Laundry/Guest Bedrooms
- ⑧ GLV1003CH: Primary/Guest Bath