




The Chelsea Home Plan

3 Bedrooms | 2½ Bathrooms | 1,519 Sq Ft | #27 CET










Exterior Selections:

- ① Main Siding: Smoky Gray
- ③ Shingle Color: Driftwood
- ⑤ Exterior Lighting: 49925BKT Black
- ② Secondary Siding: Castle Stone
- ④ Front Door Color: Lexington Blue
- ⑥ Thumbblatch: Avalon Black

All homes feature White Windows, Black Deck Rails and Herringbone Trim. Garage Doors match main siding color.





Interior Selections:

- ① Carpet: Mountain Jubilee - Wind's Breath
- ② Door Style: 3 Panel Craftsman - Cloud
- ③ Wall Color: Hallman Lindsay - Metro
- ④ Flooring: LVP Shaw Optimum - Light House

Kitchen Selections:

- ⑤ Countertops: Daltile - Carrara Pisa
- ⑥ Cabinets: Auburn Ridge Shaker - Stone

HARDWARE



Main/Primary Bath Selections:

- ⑦ Cabinets: Auburn Ridge Shaker - Stone
- ⑧ Laminate Countertops: Wilsonart - Grey Mesh
- ⑨ Flooring: Mannington - Hive Pollen



- ① FRSS2623AS: Frigidaire® 36" Side-by-Side Refrigerator
- ② FMOS1746BS: Frigidaire Over-The-Range Microwave
- ③ FCRE3062AS: Frigidaire 30" Electric Range with Steam Clean
- ④ FDPH4316AS: Frigidaire 24" Dishwasher
- ⑤ ELFW7337AW: Electrolux® 300 Series Front Load Washer
- ⑥ ELFE7337AW: Electrolux 300 Series Electric Dryer



- ① 42121BK: Stairwell Up Pendant
- ② 43675BK: Foyer Semi-Flush Drum
- ③ GLP1001MBK: Kitchen Island Pendant
- ④ 43692BK: Primary Bedroom Semi-Flush
- ⑤ 49925BKT: Garage Wall Lantern
- ⑥ 8112BK: Stairwell Down Flush Mount
- ⑦ 8116BK: Laundry/Guest Bedrooms
- ⑧ GLV1003CH: Primary/Guest Bath